

**PK-K**



# 12 Months of Classroom Calendars



Vanessa Levin    ©2014    [www.pre-kpages.com](http://www.pre-kpages.com)

Graphics copyright [www.scrappindoodles.com](http://www.scrappindoodles.com)

**Thank you for your purchase!**  
**I hope you find this resource helpful.**

## Copyright

- Original purchasers are granted permission to reproduce this document for use in their own classroom.
- Copying for **more than** one teacher, school, or district is prohibited.
- This document may not be digitally hosted, distributed, or re-sold.
- You can find more ideas and resources at: <http://www.pre-kpages.com/orientation/>

## Contact

Vanessa Levin

e-mail: [vlevin@pre-kpages.com](mailto:vlevin@pre-kpages.com)

Website: [www.pre-kpages.com](http://www.pre-kpages.com)

## Graphic Credits

Graphics in this document licensed from [Scrappin Doodles](#).

## Follow

Invite you to follow me on: [Facebook](#), [Twitter](#), and [Pinterest](#). Please subscribe to my [blog for free updates](#), teaching tips and freebies.

If you choose to break the terms of use listed here my attorney, James E. Levin, will pursue all cases of copyright infringement on my behalf.

## Instructions:

Since this document is a Classroom Calendar, it starts in July of one year and continues through June of the following year. The dates will be automatically calculated and filled in after you enter the starting year **HERE** and click on the “magic wand”.



**IMPORTANT:** Next, “Save As” with a new name, like “2014-15\_Calendar”. That way the original is left unchanged. You can re-open the original later to create and save new calendars for years to come.

I have included two calendars for each month, one with all 7 days of each week and the other with only the 5 weekdays. You can choose whichever type best suits your needs.

Next, place your cursor in any of the shaded boxes and type in your desired text. If desired, you may change the formatting (see the next page for formatting instructions).

Whenever you type text in your document, **be sure to save it again.**

To print, go to the first page you want to print, then click to place your cursor somewhere on that page. Next, press **Ctrl-P** (or select “Print...” from the “File” dropdown menu).

**To print just one page,** select “Current page” under “Pages to Print”.

**To print several pages,** select “Pages”, then type in the individual page numbers you wish to print, separated by commas, or you may specify a range (5-16).

## Formatting Instructions:

The fillable text fields in each date box have been preformatted to use a plain 9.5 pt Arial font. The 7-day calendars center the text in each box; the 5-day calendars left justify.

If you just want to add a little emphasis, you can quickly and easily change any desired text to bold, italics or underlined. Simply select the text, right-click, select “Text Style” and the desired formatting style.

If you would like to change the font, the size, or the alignment of any text in any of the date boxes, there are more advanced formatting techniques available to you. See the “**Advanced Form Editing Tips**” document, which is available by clicking on the link in the “**Resources**” list on the last page of this packet.

If you want to permanently delete ALL dates and text (no "Undo"), click >

**Clear EVERYTHING**

## Printing in Black & White (Grayscale):

The procedure for printing color PDFs in black & white or “grayscale” is determined by the printer being used. First, click the “Properties” button on the “Print...” dropdown menu page. If you don’t see any mention of grayscale, click the “Advanced” button, and look for a grayscale option there. **Be sure to “reverse” any settings you changed right after you finish printing!**

# J.O.Y



# 2018

Sunday	Monday	Tuesday	Wednesday	Thursday	Friday	Saturday
1	2	3	4	5	6	7
8	9	10	11	12	13	14
15	16	17	18	19	20	21
22	23	24	25	26	27	28
29	30	31				


J.O.Y



2018

Sunday	Monday	Tuesday	Wednesday	Thursday	Friday	Saturday
			1	2	3	4
5	6	7	8	9	10	11
12	13	14	15	16	17	18
19	20	21	22	23	24	25
26	27	28	29	30	31	

J.O.Y



2018

Sunday	Monday	Tuesday	Wednesday	Thursday	Friday	Saturday
						1
2	3	4	5	6	7	8
9	10	11	12	13	14	15
16	17	18	19	20	21	22
23	24	25	26	27	28	29
30						



J.O.Y



2018

Sunday	Monday	Tuesday	Wednesday	Thursday	Friday	Saturday
	1	2	3	4	5	6
7	8	9	10	11	12	13
14	15	16	17	18	19	20
21	22	23	24	25	26	27
28	29	30	31			



J.O.Y



2018

Sunday	Monday	Tuesday	Wednesday	Thursday	Friday	Saturday
				1	2	3
4	5	6	7	8	9	10
11	12	13	14	15	16	17
18	19	20	21	22	23	24
25	26	27	28	29	30	

# J.O.Y



# 2018

Sunday	Monday	Tuesday	Wednesday	Thursday	Friday	Saturday
JOY=Joining Old & Young Intergenerational Activities	Classroom 1= 3's Classroom 2= 2's Classroom 3= pre-k Classroom 4= School Age					<b>1</b>  Happy Birthday Levi & Miss Candy!
<b>2</b>	<b>3</b>	<b>4</b>  National Cookie Day <u>3:00</u> JOY Cookie decorating with class 1 & 3	<b>5</b>  <u>10:00</u> JOY Field Trip to GSCC class 3 <u>2:30</u> - JOY Bowling with class 2	<b>6</b>  <u>2:00</u> JOY Village Lighting Ceremony class 3	<b>7</b>	<b>8</b>  Happy Birthday Blake!
<b>9</b>  Happy Birthday Paxton!	<b>10</b>	<b>11</b>  <u>3:00</u> JOY Christmas Crafts with class 1 & 3	<b>12</b>  <u>10:00</u> JOY Field Trip to GSCC class 3 <u>9:00-11:00</u> - JOY Shopping Mall -All kids	<b>13</b>	<b>14</b>  <u>3:00</u> - JOY Birthday party with all classes	<b>15</b>
<b>16</b>	<b>17</b>	<b>18</b>  <u>3:00</u> JOY Story time and crafts with All classes- Gingerbread House Decoration Day	<b>19</b>  <u>10:00</u> JOY Field Trip to GSCC class 3 <u>4:00</u> JOY Ozark Chapel UMC Choir all classes	<b>20</b>  <u>2:00</u> - JOY Music Man with class 3 & 4 <u>3:00</u> JOY Movie with class 1,3 & 4	<b>21</b>  <u>12:30- 3:30</u> - Balloon animals <u>2:30</u> -JOY Christmas Party with all classes	<b>22</b>
<b>23</b>	<b>24</b>  Learning Center Closes at 6:00pm Christmas Eve	<b>25</b>  Merry Christmas! Learning Center is closed today	<b>26</b>  <u>10:00</u> JOY Field Trip to GSCC class 3 <u>3:00</u> JOY parachute and play dough	<b>27</b>  <u>3:00</u> - JOY Cooking up some fun and playing games with class 3 &4	<b>28</b>	<b>29</b>
<b>30</b>	<b>31</b>	  Happy New Year! Learning Center closes at 6:00pm				

**J.O.Y**



**2019**

Sunday	Monday	Tuesday	Wednesday	Thursday	Friday	Saturday
		1	2	3	4	5
6	7	8	9	10	11	12
13	14	15	16	17	18	19
20	21	22	23	24	25	26
27	28	29	30	31		

J.O.Y



2019

Sunday	Monday	Tuesday	Wednesday	Thursday	Friday	Saturday
					1	2
3	4	5	6	7	8	9
10	11	12	13	14	15	16
17	18	19	20	21	22	23
24	25	26	27	28		

# J.O.Y



# 2019

Sunday	Monday	Tuesday	Wednesday	Thursday	Friday	Saturday
JOY= Joining older and younger Intergenerational Activities					1	2
3	4 10:00 JOY time Making Mardi Gras Masks	5	6	7 10:00am JOY Choir Practice	8 10:00am JOY Time in the Learning Center Cat in the Hat Activities	9
10 Daylight Savings Begins	11 10:00 am JOY Time Wildlife Week Craft	12	13	14 10:00am JOY Choir Practice	15 10:00am JOY time in the Learning Center Mo. Conservation Department visit	16 Happy Birthday Mr. Lance!
17 St. Pat's Day	18 10:00 am JOY Time Paper Plate Rainbows Happy Birthday Abigail!	19	20 First Day of Spring!	21 10:00am JOY Choir Practice	22 10:00am JOY Time in the Learning Center Skittles Melt Science Experiment	23
24 Happy Birthday Jace T!	25 10:00 am JOY Time Bird Feeders	26	27	28 10:00am JOY Choir Practice	29 10:00am JOY Time in the Learning Center Springtime Craft	30
31						

# J.O.Y



# 2019

Sunday	Monday	Tuesday	Wednesday	Thursday	Friday	Saturday
J.O.Y= Joining Older and Younger Intergenerational Activities	<b>1</b> 10:00 JOY Time & Adopt a Grandparent Happy Birthday Brantley!	<b>2</b>	<b>3</b> 10:00- Classroom 1 Field Trip to GSCC	<b>4</b> 10:00am JOY Choir Practice and Story Time	<b>5</b> 10:00am JOY Time in the Learning Center	<b>6</b>
<b>7</b>	<b>8</b> 10:00 JOY Time Craft activity Fork Lion	<b>9</b>	<b>10</b> Happy Birthday Piper! 10:00-Classroom 3 Field Trip to GSCC	<b>11</b> 10:00am JOY Choir Practice and Story Time	<b>12</b> 10:00am JOY Time in the Learning Center	<b>13</b>
<b>14</b>	<b>15</b> 10:00 JOY Time & Adopt a Grandparent Day & Easter Egg Dye & decoration activity	<b>16</b>	<b>17</b> 10:00-Classroom 1 Field Trip to GSCC	<b>18</b> 10:00am JOY Choir Practice and Story Time	<b>19</b> 10:00am JOY Easter Egg Hunt	<b>20</b>
<b>21</b> Happy Easter!	<b>22</b> 10:00 JOY Time Making Herb planters	<b>23</b>	<b>24</b> 10:00-Classroom 3 Field Trip to GSCC	<b>25</b> 10:00am JOY Choir Practice and Story time	<b>26</b> 10:00am JOY Time in the Learning Center 3:00- JOY Birthday party	<b>27</b>
<b>28</b>	<b>29</b> 10:00 JOY Time & Adopt a Grandparent Happy Birthday Mason S!	<b>30</b>				

# J.O.Y



# 2019

Sunday	Monday	Tuesday	Wednesday	Thursday	Friday	Saturday
			1	2	3	4
5	6	7	8	9	10 6:00 Preschool Graduation-LCC Activity Room	11
12	13	14	15	16	17	18
19	20	21	22	23	24	25
26	27	28	29	30	31	



J.O.Y



2019

Sunday	Monday	Tuesday	Wednesday	Thursday	Friday	Saturday
						1
2	3	4	5	6	7	8
9	10	11	12	13	14	15
16	17	18	19	20	21	22
23	24	25	26	27	28	29
30						

**J.O.Y**



**2018**

Monday	Tuesday	Wednesday	Thursday	Friday
2	3	4	5	6
9	10	11	12	13
16	17	18	19	20
23	24	25	26	27
30	31			


J.O.Y



2018

Monday	Tuesday	Wednesday	Thursday	Friday
		1	2	3
6	7	8	9	10
13	14	15	16	17
20	21	22	23	24
27	28	29	30	31

J.O.Y



2018

Monday	Tuesday	Wednesday	Thursday	Friday
3	4	5	6	7
10	11	12	13	14
17	18	19	20	21
24	25	26	27	28


J.O.Y



2018

Monday	Tuesday	Wednesday	Thursday	Friday
1	2	3	4	5
8	9	10	11	12
15	16	17	18	19
22	23	24	25	26
29	30	31		

J.O.Y



2018

Monday	Tuesday	Wednesday	Thursday	Friday
			1	2
5	6	7	8	9
12	13	14	15	16
19	20	21	22	23
26	27	28	29	30

J.O.Y



2018

Monday	Tuesday	Wednesday	Thursday	Friday
3	4	5	6	7
10	11	12	13	14
17	18	19	20	21
24	25	26	27	28
31				



J.O.Y



2019

Monday	Tuesday	Wednesday	Thursday	Friday
	1	2	3	4
7	8	9	10	11
14	15	16	17	18
21	22	23	24	25
28	29	30	31	

J.O.Y



2019

Monday	Tuesday	Wednesday	Thursday	Friday
				1
4	5	6	7	8
11	12	13	14	15
18	19	20	21	22
25	26	27	28	

J.O.Y



2019

Monday	Tuesday	Wednesday	Thursday	Friday
				1
4	5	6	7	8
11	12	13	14	15
18	19	20	21	22
25	26	27	28	29

**J.O.Y**



**2019**

Monday	Tuesday	Wednesday	Thursday	Friday
1	2	3	4	5
8	9	10	11	12
15	16	17	18	19
22	23	24	25	26
29	30			


J.O.Y



2019

Monday	Tuesday	Wednesday	Thursday	Friday
		1	2	3
6	7	8	9	10
13	14	15	16	17
20	21	22	23	24
27	28	29	30	31

**J.O.Y**



**2019**

Monday	Tuesday	Wednesday	Thursday	Friday
3	4	5	6	7
10	11	12	13	14
17	18	19	20	21
24	25	26	27	28

# Resources

If you enjoyed this resource, here are some others that might be of interest to you:

[Pre-K Pages Themes in Alphabetical Order](#)

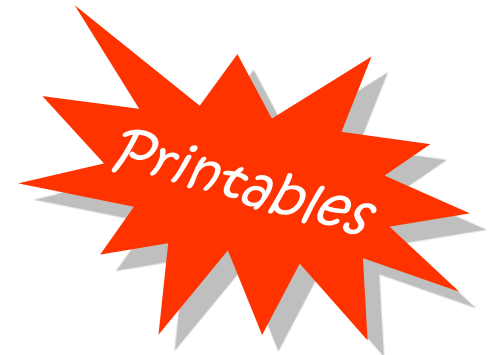
[Pre-K Pages Printable Teacher Resources](#)

[Pre-K Pages Dramatic Play Printables](#)

[Pre-K Pages Fairy Tales](#)

[Advanced Form Editing Tips](#)

Learn how to use advanced editing and formatting techniques to get your fillable forms looking **exactly** how you want them to look.



Classroom Calendars by [Vanessa Levin](#) are licensed under a [Creative Commons Attribution 3.0 Unported License](#).  
Permissions beyond the scope of this license may be available at <http://www.pre-kpages.com/about/terms-of-use/>.